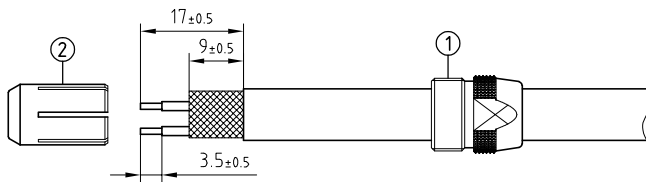
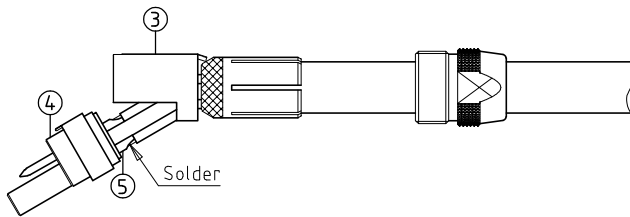


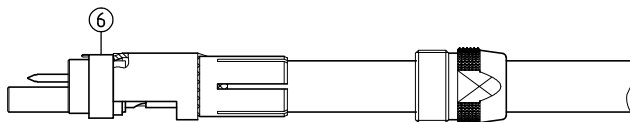
Outer shell	: Brass (UNS C38500)	Chrome plated (FS-QQ-C-320B)
Latch sleeve	: Special brass	Nickel plated (FS-QQ-N-290A)
Collet nut	: Brass (UNS C38500)	Chrome plated (FS-QQ-C-320B)
Insulator	: PEEK	-
Male contact	: Brass (UNS C38500)	Gold plated (ISO 27874)
Female contact	: Bronze (UNS C54400)	Gold plated (ISO 27874)
Other metallic parts	: Brass (UNS C38500)	Nickel plated (FS-QQ-N-290A)



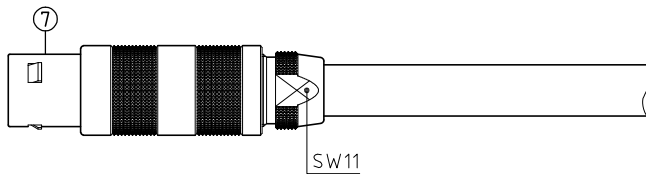
1. Strip the cable according to the given dimensions . Slide it into the collet nut ① and the collet ②.



2. In case of a screened cable , fold screen back over the extremity of the collet , check that the screen which is folded back over the collet is clear of the keyway . Slide the center-piece ③ over the conductors . Arrange the conductors according to the insulator ④ marking by avoiding to twist them . Fit conductor into the contacts ⑤ and solder . Verify that insulator and insulation remain clean .



4. Locate the slotted of the split insert carrier over the shoulder and keyway on the insert metal ring ⑥ . Align the key of the insert carrier with the keyway in the collet and move them together whilst checking that the screen is being clamped around the whole circumference and cut , if necessary , the excess screen .



4. Next slide the plug shell ⑦ over the insulator assembly making sure that the key on the insert metal ring goes into the keyway inside the shell . Ensure that the internal components do not rotate in the shell and finally screw the collet nut with the appropriate tool and tighten to the maximum torque value of 2.5Nm .

Assembly spanner : DCN.91.171.2TK  
Flat spanners set : DCP.0T.110.TN

**Straight plug with cable collet and nut ,  
with inner anti-rotating device .  
Series 2S , multipole (3)**

ETUDE N° E7159-E7172-E7195

Echelle	Dessiné	27.09.2018	OVU / NHA
	Contrôle	27.09.2018	NHA / ATVI
	Modif.	00	27.09.2018/ OVU



**LEMO**

LEMO SA  
Chemin des Champs-Courbes 28  
1024 Ecublens - SWITZERLAND

Tel. (+41 21) 695 16 00  
email : info@lemo.com  
www.lemo.com

**FFP.2S.303.CLAC\_\_**