
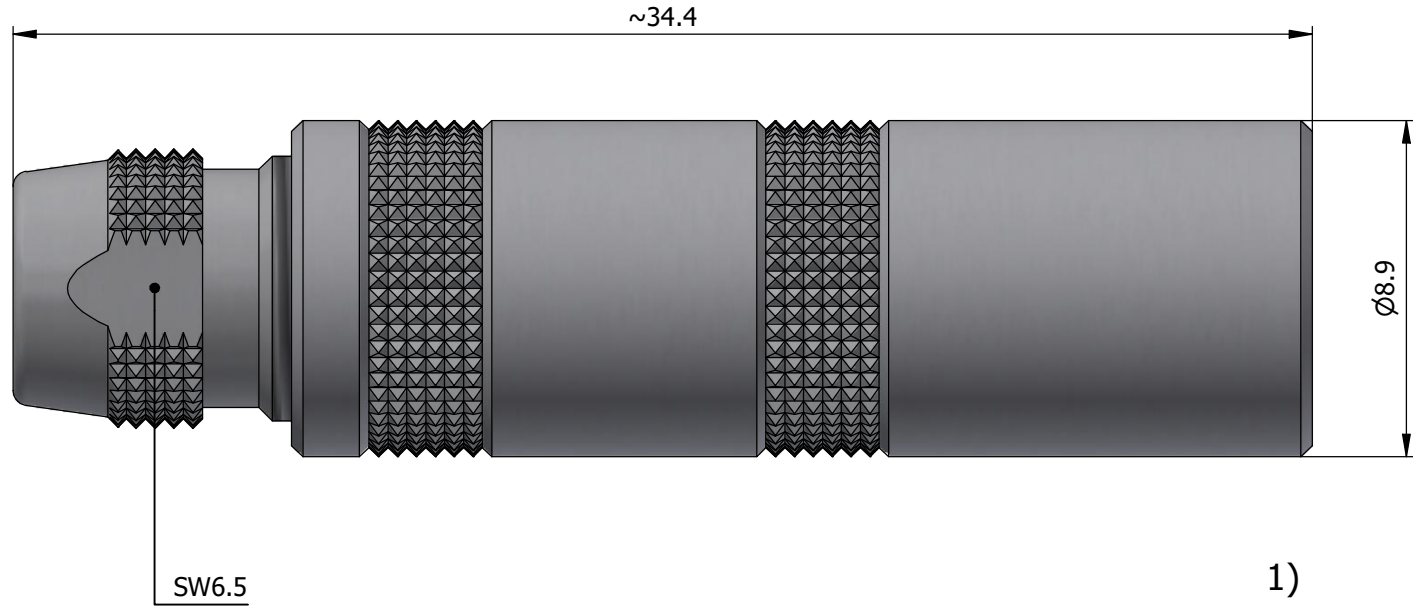
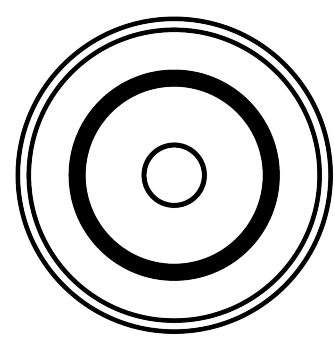


All dimensions are in millimeters (mm)

Alignment Key
Front View



Insert Configuration
Rear View



Note:

1) This picture is generic and for illustrative purposes only, and may show different keying, materials, colour, finish, and contact configuration. Minor shape or feature variations to actual item may be present.

All additional information are documented on the datasheet (See below link or QR Code)
www.lemo.com/pdf/PCA.0S.250.CTLC32.pdf

Model: PCA
 Series: 0S
 Insert Config.: 250
 Housing: CTLC
 Insulator: C
 Contact: T
 Collet Type: 32
 Cable Ø:
 Variant:

<p>Datasheet</p>	<p>Free socket, cable collet</p> <p>Series 0S</p>		<p>Drawn 08.10.2010 OVU / JPBA</p>
	<p>LEMO SA Chemin des Champs-Courbes 28 1024 Ecublens - SWITZERLAND</p>		<p>Checked 08.04.2026 TCIT</p>
	<p>Tel. (+41 21) 695 16 00 email : info@lemo.com www.lemo.com</p>		<p>Modified 01 08.04.2026 / MARI</p>
	<p>CD</p>		<p>DO NOT SCALE DRAWING</p>
<p>PCA.0S.250.CTLC32</p>			<p>PCA.0S.250.CTLC32</p>