
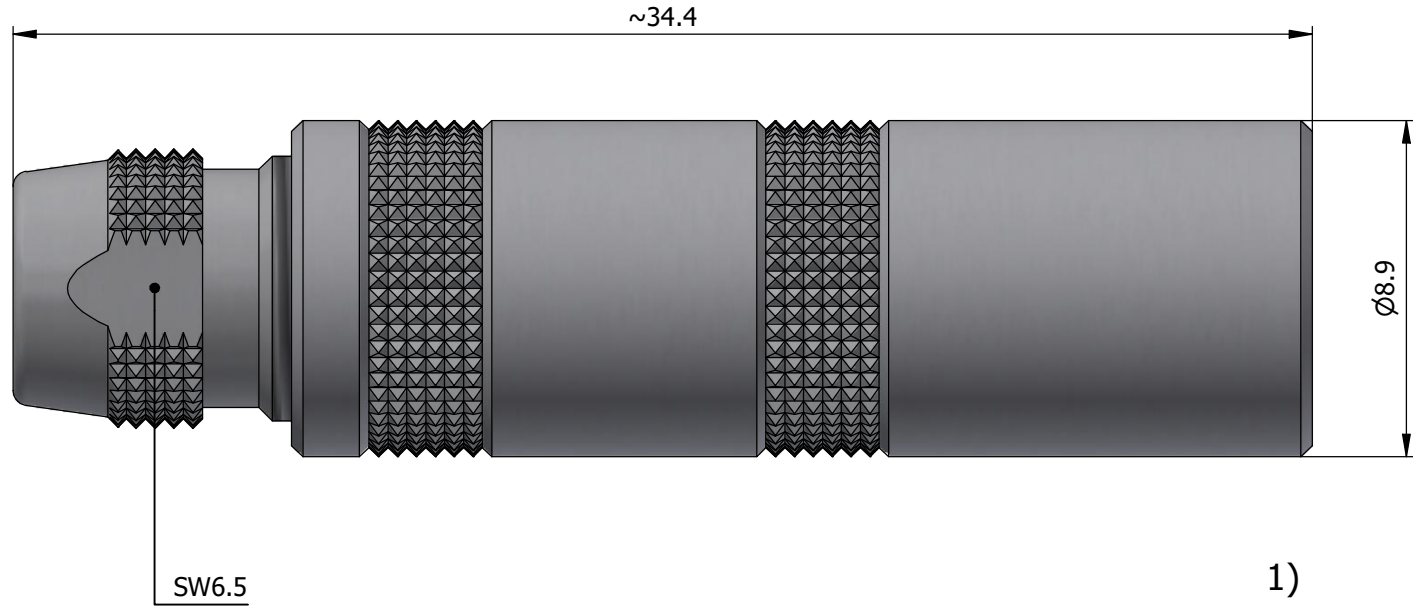
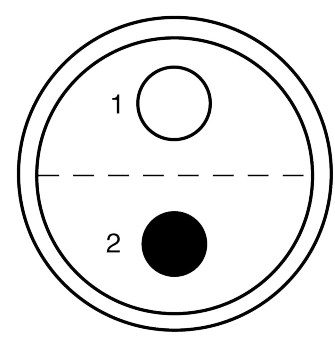


All dimensions are in millimeters (mm)

Alignment Key  
Front View



Insert Configuration  
Rear View



**Note:**

1) This picture is generic and for illustrative purposes only, and may show different keying, materials, colour, finish, and contact configuration. Minor shape or feature variations to actual item may be present.

All additional information are documented on the datasheet (See below link or QR Code)  
[www.lemo.com/pdf/PCA.0S.302.CLLC22.pdf](http://www.lemo.com/pdf/PCA.0S.302.CLLC22.pdf)

Model	Series	Insert Config.	Housing	Insulator	Contact	Collet Type	Cable Ø	Variant
PCA	0S	302	CLLC	22				

<p>Datasheet</p>	<p><b>Free socket, cable collet</b></p> <p>Series 0S</p>		<p>Drawn</p> <p>15.12.2009</p> <p>OVU / JPBA</p>
	<p>LEMO SA Chemin des Champs-Courbes 28 1024 Ecublens - SWITZERLAND</p>		<p>Checked</p> <p>08.04.2026</p> <p>TCIT</p>
	<p>Tel. (+41 21) 695 16 00 email : info@lemo.com www.lemo.com</p>		<p>Modified</p> <p>01</p> <p>08.04.2026 / MARI</p>
<p>CD</p>		<p>DO NOT SCALE DRAWING</p>	
<p><b>PCA.0S.302.CLLC22</b></p>			