
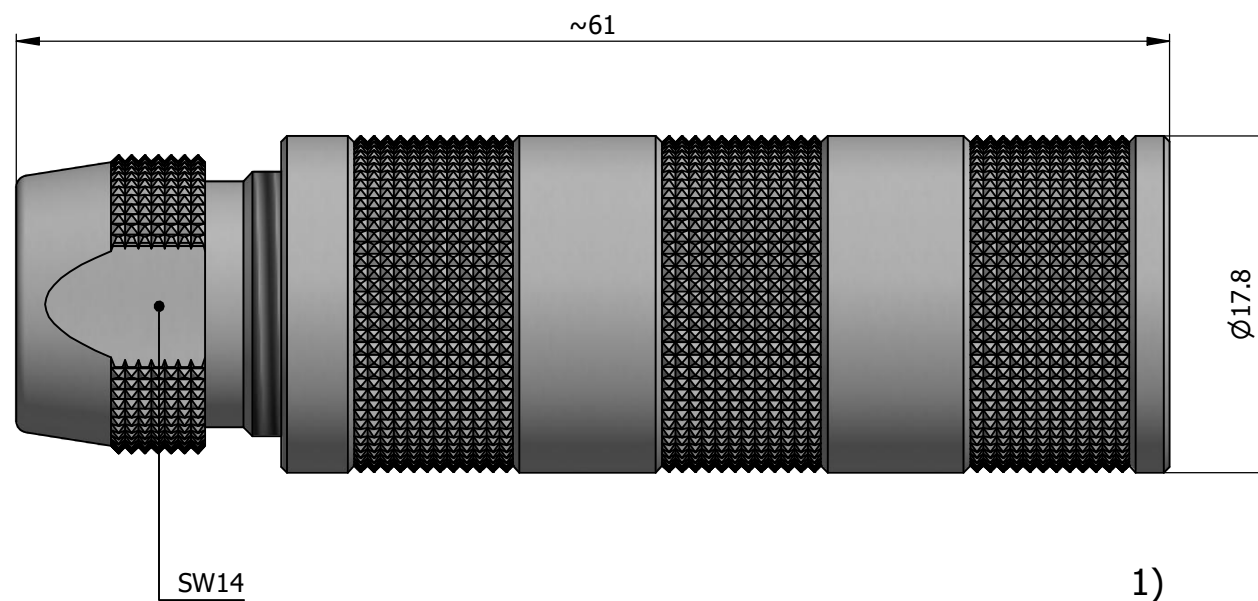
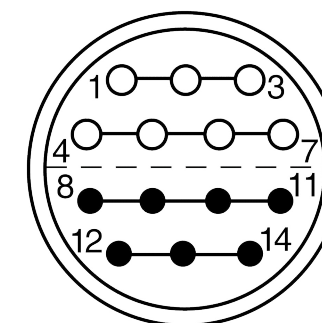


All dimensions are in millimeters (mm)

Alignment Key
Front View



Insert Configuration
Rear View



Note:

1) This picture is generic and for illustrative purposes only, and may show different keying, materials, colour, finish, and contact configuration. Minor shape or feature variations to actual item may be present.

All additional information are documented on the datasheet (See below link or QR Code)
www.lemo.com/pdf/PCA.3S.314.CLLC72.pdf

Model	Series	Insert Config.	Housing	Insulator	Contact	Collet Type	Cable Ø	Variant
PCA	3S	314						CLLC72

<p>Datasheet</p>	<p>Free socket, cable collet</p> <p>Series 3S</p>		<p>Drawn</p> <p>30.09.2011</p> <p>OVU / JPBA</p>
	<p>LEMO SA Chemin des Champs-Courbes 28 1024 Ecublens - SWITZERLAND</p>		<p>Checked</p> <p>08.04.2026</p> <p>MARI</p>
<p>Tel. (+41) 21 695 16 00 email : info@lemo.com www.lemo.com</p>		<p>Modified</p> <p>01</p> <p>08.04.2026 / MARI</p>	<p>CD</p>
<p>DO NOT SCALE DRAWING</p>			<p>PCA.3S.314.CLLC72</p>