
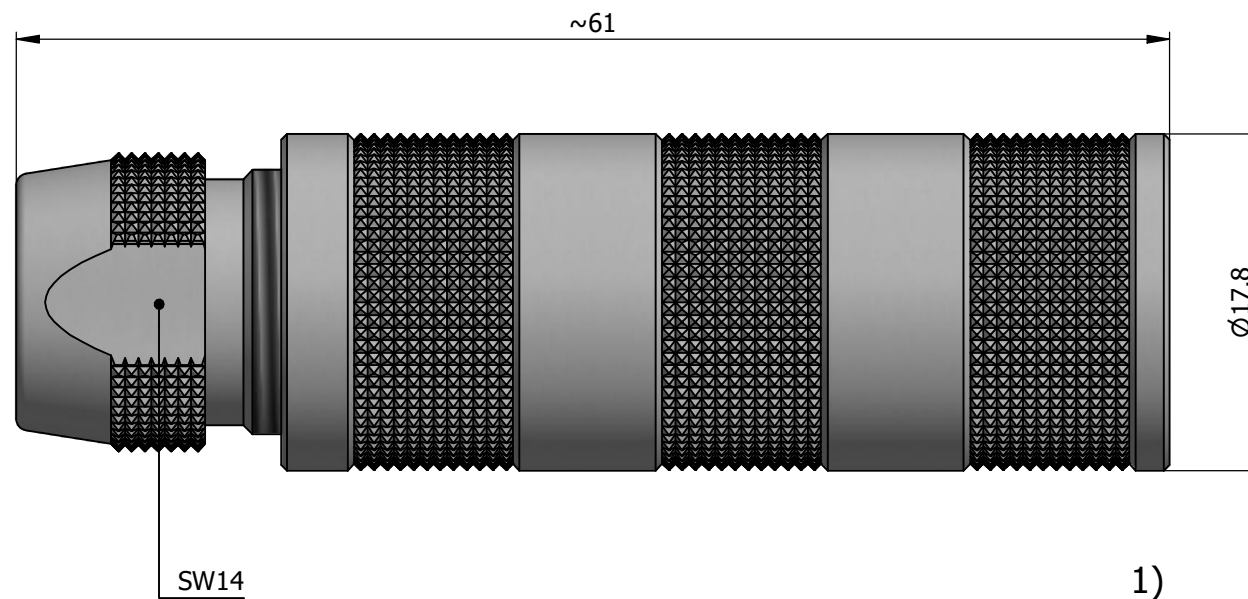
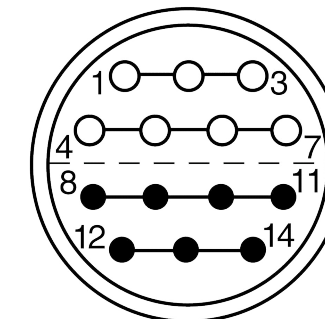


All dimensions are in millimeters (mm)

Alignment Key  
Front View



Insert Configuration  
Rear View



**Note:**

1) This picture is generic and for illustrative purposes only, and may show different keying, materials, colour, finish, and contact configuration. Minor shape or feature variations to actual item may be present.

All additional information are documented on the datasheet (See below link or QR Code)  
[www.lemo.com/pdf/PCA.3S.314.CLLC82.pdf](http://www.lemo.com/pdf/PCA.3S.314.CLLC82.pdf)

Model	Series	Insert Config.	Housing	Insulator	Contact	Collet Type	Cable Ø	Variant
PCA	3S	314	CLLC	82				



**Free socket, cable collet**  
Series 3S



Tel. (+41) 21 695 16 00  
email : info@lemo.com  
www.lemo.com

CD

Drawn	30.09.2011	OVU / JPBA
Checked	08.04.2026	MARI
Modified	01	08.04.2026 / MARI
DO NOT SCALE DRAWING		

**PCA.3S.314.CLLC82**