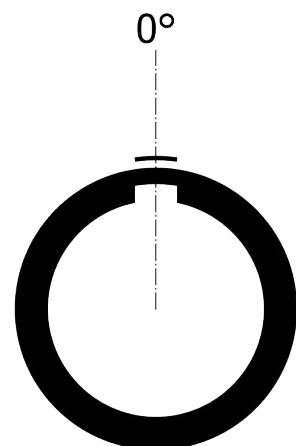
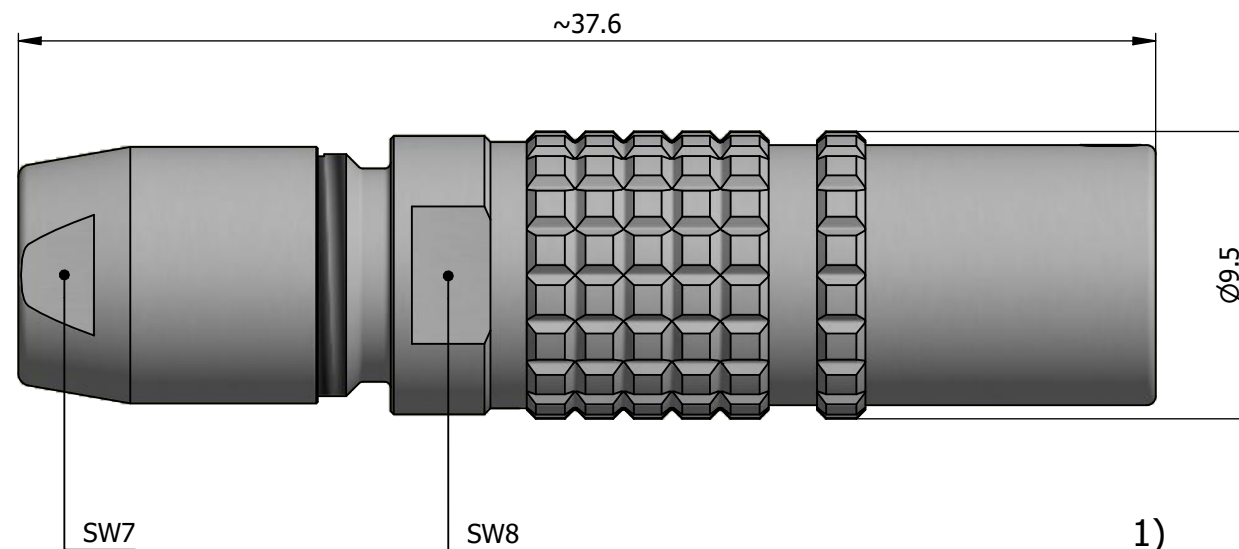
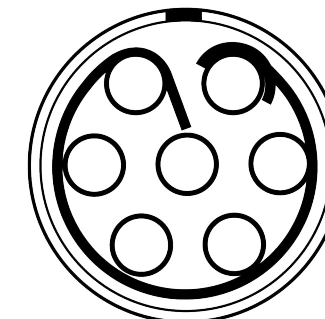


All dimensions are in millimeters (mm)

Alignment Key  
Front View



Insert Configuration  
Rear View



**Note:**

1) This picture is generic and for illustrative purposes only, and may show different keying, materials, colour, finish, and contact configuration. Minor shape or feature variations to actual item may be present.

All additional information are documented on the datasheet (See below link or QR Code)  
[www.lemo.com/pdf/PHG.0T.307.CLLC40.pdf](http://www.lemo.com/pdf/PHG.0T.307.CLLC40.pdf)

Model	Alignment Key	Series	Insert Config.	Housing	Insulator	Contact	Collet Type	Cable Ø	Variant
PHG	.0T	.307	.CLLC	40					



**Free socket, cable collet**  
Series 0T

**LEMO**  
LEMO SA  
Chemin des Champs-Courbes 28  
1024 Ecublens - SWITZERLAND  
Tel. (+41 21) 695 16 00  
email : info@lemo.com  
www.lemo.com

Drawn	09.02.2022	MARI / MARI
Checked	09.02.2022	OBAR
Modified	00	09.02.2022 / MARI
DO NOT SCALE DRAWING		

**PHG.0T.307.CLLC40**

CD